



# PRODUCTS & Solutions

November 2022



## INDUSTRY SPECIALIST

EXXELIA is a manufacturer of High-Rel passive components and precision subsystems focusing on demanding end-markets and applications, intended to critical functions.

EXXELIA is valued for its ability to meet complex specifications and develop catalog and custom products complying with the most demanding qualification standards (MIL, ESA...).



## COMPLETE HIGH-REL COMPONENTS PORTFOLIO

### CAPACITORS



### MAGNETICS



### RESISTORS & SUBSYSTEMS



## DEMANDING MARKETS



Civil aviation



Space



Defense



Transport & Energy



Telecom



Medical



Industry



Test & Measurement



## EXXELIA AT A GLANCE

**+2100**   
Employees

**12**   
Manufacturing  
Locations

ISO 9001  
EN 9100  
AS 9100  
**Certified** 

 In more than  
**30 countries**

**1**   
Stop Shop

## EXXELIA WORLDWIDE

EXXELIA is a global company with manufacturing sites strategically located to cover all continents. Four assembly plants are established in competitive manufacturing countries, enabling the group to provide cost-effective solutions.

Thanks to an extensive sales network covering more than 30 countries, EXXELIA is able to provide prompt in-depth technical expertise throughout a project and remain close to its clients at all stages from design to production.

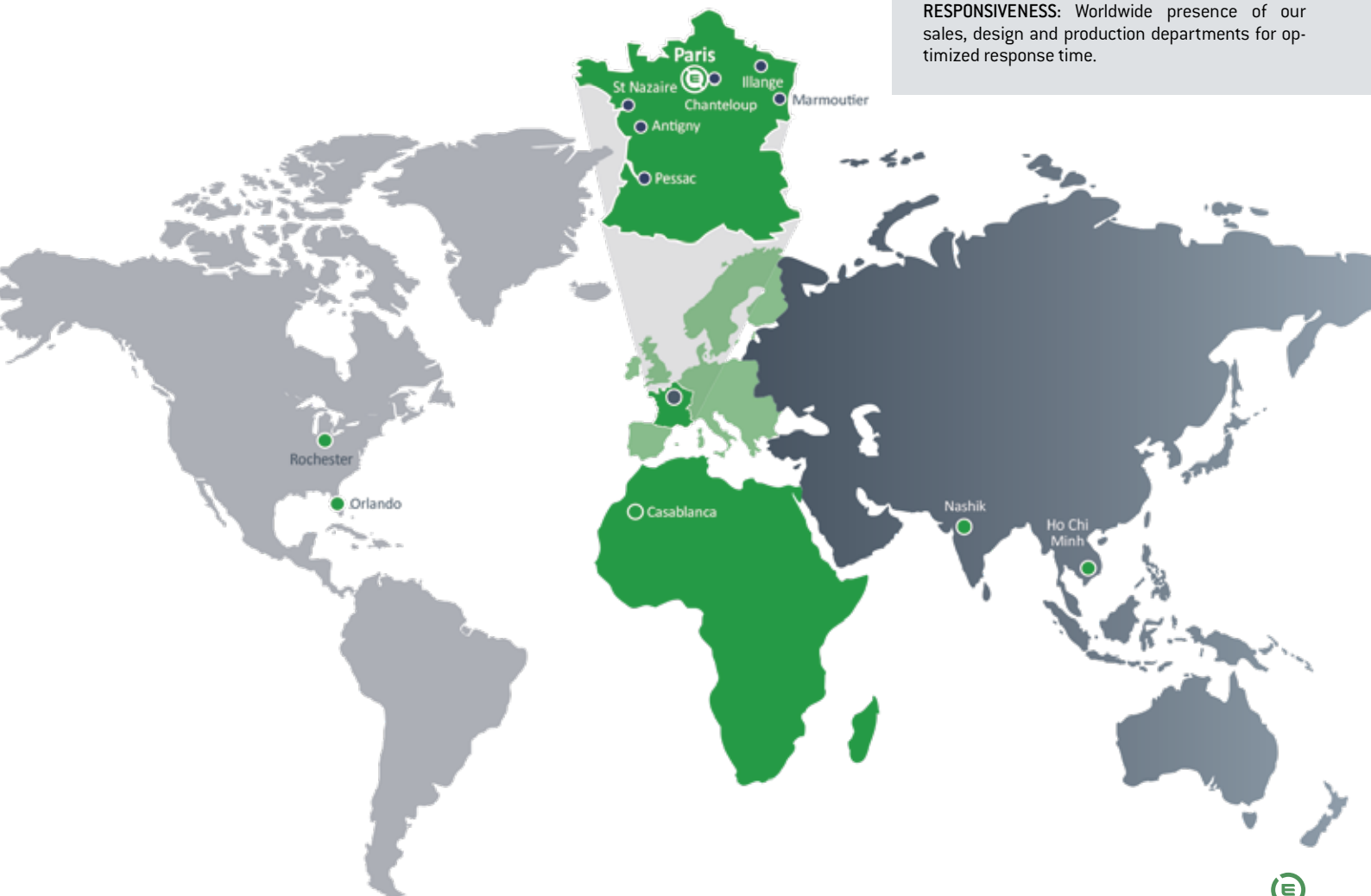
## OUR APPROACH

EXXELIA focuses its know-how on challenging markets that require high level of technicality and reliability. Our approach is based on three key principles:

**FOCUS:** Serving a limited number of defined markets to better serve our customers.

**INNOVATION:** Provide new and creative value propositions to positively impact our customers' growth.

**RESPONSIVENESS:** Worldwide presence of our sales, design and production departments for optimized response time.




# CERAMIC CAPACITORS

EXXELIA multi-layer ceramic capacitors offer excellent temperature resistance, high volume/capacitance ratio, and high reliability. With over 50 years experience, EXXELIA has acquired a comprehensive knowledge of the materials properties and performances enabling the company offer porcelain, NPO, BX, 2C1, X7R, C4xx and -2200 ppm/°C dielectrics.

Their excellent properties make EXXELIA MLCCs ideal for a wide range of applications including aircraft flight controls, switch-mode power supply in harsh environments, charge/discharge applications, medical implants, drilling tools for oil exploration and satellite platforms.

EXXELIA offers one of the most extensive ESA QPL portfolio and is embedded into numerous space programs (exploration, satellites, constellations, launchers). For requirements that cannot be met by catalog products, EXXELIA offers state-of-the-art custom designs in terms of compactness, packaging and performance.



T°	Product range (space grade available in green)	Size	Dielectric material	Capa.	Voltage	For space grade		Tolerance	Use
						Capa.	Voltage		
Standard -55°C/+125°C	CEC / CNC Series	 0402 ⇕ 3040	NPO BX 2C1 X7R	1 pF ⇕ 12 μF	10 V ⇕ 1 000 V	1 pF ⇕ 3.9 μF	10 V ⇕ 1 000 V	±0,25 ⇕ ±1 pF ±1% ⇕ ±20%	Precision, stability, decoupling.
	NON MAGNETIC Series	 0505 ⇕ 2220	NPO X7R	10 pF ⇕ 1 μF	50 V ⇕ 500 V	—	—	±1% ⇕ ±20%	
	OP Series	 0805 ⇕ 2220	NPO X7R	1 pF ⇕ 4.7 μF	10 V ⇕ 100 V	—	—	±0,25 ⇕ ±1 pF ±1% ⇕ ±20%	Precision, stability, decoupling. Significantly reduce risk of short circuit.
	CER / CNR Series	 0306 ⇕ 0612	NPO X7R	1 pF ⇕ 270 nF	16 V ⇕ 100 V	—	—	±1% ⇕ ±20%	Decoupling, low ESL, medical embedded.
	C3N - C4N - C3E - C4E Series	 —	NPO X7R	4.7 pF ⇕ 33 nF	25 V ⇕ 200 V	—	—	±0,25 ⇕ ±1 pF ±1% ⇕ ±20%	Medical embedded, miniaturization.
	30 S4 Series	 —	NPO X7R	470 pF ⇕ 820 nF	40 V ⇕ 100 V	—	—	±1% ⇕ ±20%	Railway.
	TCE / TCX / TCN / TXR Molded Series	 —	NPO BX 2C1 X7R	1 pF ⇕ 4.7 μF	25 V ⇕ 500 V	—	—	±0,25 ⇕ ±1 pF ±1% ⇕ ±20%	Precision, stability, decoupling.
	LA Series	 —	NPO Temp. coeff.	1 pF ⇕ 680 nF	25 V ⇕ 63 V	—	—	±0,25 ⇕ ±1 pF ±1% ⇕ ±20%	Decoupling.
	TCE / TCX / TCN / TXR Axial Series	 —	NPO BX 2C1 X7R	1 pF ⇕ 3.9 μF	25 V ⇕ 500 V	—	—	±0,25 ⇕ ±1 pF ±1% ⇕ ±20%	Precision, stability, decoupling.
	TCE / TCX / TCN / TXR Conformal Coated Series	 —	NPO BX 2C1 X7R	1 pF ⇕ 6.8 μF	25 V ⇕ 500 V	—	—	±0,25 ⇕ ±1 pF ±1% ⇕ ±20%	Precision, stability, decoupling.
	NON MAGNETIC Conformal Coated Series	 —	NPO X7R	180 pF ⇕ 1 μF	63 V ⇕ 500 V	—	—	±1% ⇕ ±20%	Precision, stability, decoupling.
	CK Series	 —	BX	10 pF ⇕ 1.5 μF	25 V ⇕ 250 V	—	—	±10% ⇕ ±20%	Decoupling.

	T°	Product range (space grade available in green)	Size	Dielectric material	Capa.	Voltage	For space grade		Tolerance	Use	
							Capa.	Voltage			
High voltage	-55°C +125°C	C Series		1515 ⇕ 16080	NPO C4xx X7R	10 pF ⇕ 39 μF	200 V ⇕ 10 000 V	10 pF ⇕ 6.8 μF	250 V ⇕ 10 000 V	±1% ⇕ ±20%	Power supply, voltage multiplier, radars. • aeronautic • space • defense • railways
		TCK Series		-	NPO C4xx X7R	10 pF ⇕ 39 μF	200 V ⇕ 10 000 V	10 pF ⇕ 6.8 μF	250 V ⇕ 10 000 V	±1% ⇕ ±20%	
		TCL Series		-	NPO C4xx X7R	10 pF ⇕ 39 μF	200 V ⇕ 10 000 V	-	-	±1% ⇕ ±20%	
		TCF Series		-	NPO C4xx X7R	10 pF ⇕ 39 μF	200 V ⇕ 10 000 V	10 pF ⇕ 6.8 μF	250 V ⇕ 5 000 V	±1% ⇕ ±20%	
		TKD Series		-	NPO C4xx X7R	10 pF ⇕ 39 μF	200 V ⇕ 10 000 V	10 pF ⇕ 2.7 μF	250 V ⇕ 5 000 V	±1% ⇕ ±20%	
		CF/CFS Series <b>NEW</b>		1812 ⇕ 16080	C4xx	27 pF ⇕ 15 μF	500 V ⇕ 10 000 V	-	-	±2% ⇕ ±20%	
		CS Series		2020 ⇕ 16080	NPO C4xx X7R	220 pF ⇕ 15 μF	1 000 V ⇕ 10 000 V	-	-	±1% ⇕ ±20%	
High capacitance	-55°C +125°C	R Series (chips)		2225 ⇕ 45107	X7R	47 nF ⇕ 27 μF	50 V ⇕ 500 V	-	-	±10% ⇕ ±20%	Switch Mode Power Supply, filtering, smoothing, decoupling. • aeronautic • space • defense
		R Series (leaded)		-	X7R	47 nF ⇕ 27 μF	50 V ⇕ 500 V	-	-	±10% ⇕ ±20%	
		TEF series		-	NPO	10 nF ⇕ 680 nF	63 V ⇕ 500 V	-	-	±1% ⇕ ±20%	
		SV / SC Series		2225 ⇕ 125205	X7R	47 nF ⇕ 390 μF	50 V ⇕ 500 V	-	-	±10% ⇕ ±20%	
		CNC3X Series		2220 ⇕ 4040	X7R	1.2 μF ⇕ 68 μF	16 V ⇕ 25 V	1.2 μF ⇕ 68 μF	16 V ⇕ 25 V	±10% ⇕ ±20%	
		CNC5X Series		-	-	-	-	100 nF ⇕ 180 μF	50 V ⇕ 500 V	-	
		CEC5X Series		3033 ⇕ 80150	NPO	10 nF ⇕ 6.8 μF	63 V ⇕ 500 V	-	-	±1% ⇕ ±20%	
		TEP / TEV series		-	NPO	10 nF ⇕ 6.8 nF	63 V ⇕ 500 V	-	-	±1% ⇕ ±20%	
		TCN8X Series		-	X7R	0.47 μF ⇕ 120 μF	63 V ⇕ 500 V	-	-	±10% ⇕ ±20%	
High temperature	-55°C +200°C	CE / CN Series		0402 ⇕ 3040	NPO X7R	1 pF ⇕ 8.2 μF	16 V ⇕ 100 V	-	-	±0,25 ⇕ ±1pF ±1% ⇕ ±20%	Oil drilling, motor control, braking systems.
		SCT Series		2225 ⇕ 25205	X7R	47 nF ⇕ 390 μF	50 V ⇕ 500 V	-	-	±10% ±20%	
	-55°C +250°C	TCE/TCN Molded Series HT		-	NPO X7R	1 pF ⇕ 10 μF	16 V ⇕ 100 V	-	-	±0,25 ⇕ ±1pF ±1% ⇕ ±20%	
		TCE / TCN Self protected Series		-	NPO X7R	10 pF ⇕ 3.9 μF	25 V ⇕ 500 V	-	-	±0,25 ⇕ ±1pF ±1% ⇕ ±20%	
		TCH Series		-	NPO X7R	10 pF ⇕ 15 μF	200 V ⇕ 10 000 V	-	-	±1% ⇕ ±20%	
Feed-thru	-55°C +125°C	TBC series		-	NPO X7R	10 pF ⇕ 5600 pF	25 V ⇕ 1 000 V	-	-	±1% ⇕ ±20%	Very low ESL
		BPM Series		-	X7R	330 pF ⇕ 68 nF	25 V ⇕ 200 V	-	-	±10% ⇕ ±20%	Very low ESL, miniaturization

# RF CAPACITORS

## High-Q CAPACITORS:

EXXELIA High-Q MLCC capacitors are designed to handle high power and high voltage ratings (from 1000 V to 7000 V) for applications in RF power amplifiers, base stations, filters, broadcasting, medical MRIs and industrial electronics. All series are RoHS with non-magnetic terminations available.

## BROADBAND CAPACITORS:

EXXELIA Broadband capacitors allow a flat insertion loss up to 35 GHz, ideal for high-end optical network infrastructure.

	T <sup>+</sup>	Product range (space grade available in green)	Size	Dielectric material	Capacitance	Voltage	For space grade		Tolerance	Use
							Capacitance	Voltage		
High Q	Classic -55+175°C	CH Series	0505 ⇕ 1111	P100	0.1 pF ⇕ 1 nF	50 V ⇕ 1 500 V	0.1 nF ⇕ 1 nF	50 V ⇕ 1 500 V	±0.05 pF ⇕ ±0.5 pF  ±1% ⇕ ±10%	Cellular base station amplifier, MRI.
		SH series	0402 ⇕ 1210	NPO	0.2 pF ⇕ 1 nF	25 V ⇕ 1 500 V	—	—		
	reverse geometry -55°C +175°C	SHD / SHR-Series	0709 ⇕ 0711	NPO	0.5 pF ⇕ 100 pF	500 V	—	—		
		NHB Series	1111	NPO	0.3 pF ⇕ 100 pF	500 V	—	—		
	High Power -55°C +125°C	CP Series	2225 ⇕ 4040	P100	1 pF ⇕ 10 nF	200 V ⇕ 7 000 V	—	—		RF power amplifier Plasma chamber MRI coils
		CL Series	2225 ⇕ 7065	NPO	1 pF ⇕ 10 nF	200 V ⇕ 7 000 V	—	—		
Broadband	eXtra -55°C +125°C	XBL Series	EIA 0402	X7R	100 nF	16 V	—	—	±10%	Optoelectronics / High-speed data Broadband test equipment & applications Broadband microwave/ millimeter wave amplifiers & oscillators
	Ultra -55+105°C	UBL Series	EIA 0402	X7R	100 nF	16 V	—	—	±10%	
		UBZ Series	EIA 0201	X5R X6T	100 nF	10 V	—	—	±10%	

# MICROWAVE COMPONENTS

## TRIMMER CAPACITORS

EXXELIA is one of the few suppliers in the world able to offer a wide range of RoHS trimmer capacitors using ceramic, air or sapphire as dielectrics. A broad range of capacitances, voltages and temperature coefficients are available.




## TUNING ELEMENTS

Frequency Tuning Elements with self locking mechanism are high precision crews for cavity filter tuning. INVAR versions are available (space applications).



## FERRITE MATERIALS

Mostly intended for isolators and circulators sub-systems used in radio communication systems, ferrite materials from EXXELIA are offered in disks, triangles and special custom designed dimensions. They are all based on EXXELIA own formulation providing low ΔH propitious to IMD reduction.



## DIELECTRIC & COAXIAL RESONATORS

EXXELIA offers a wide range of dielectric resonators with high "Q" factor and dielectric constant from 24 to 78. The coaxial resonators products can be used between 300 MHz and 6 GHz and are available in dimensions from 2 x 2 to 12 x 12 mm, allowing the best compromise between impedance, "Q" factor and resonant frequency.



# TANTALUM CAPACITORS

Tantalum capacitors offer the highest charge per unit of volume combined with extremely high reliability and durability. EXXELIA manufactures an extensive range of solid (MnO<sub>2</sub> and polymer technologies) and wet tantalum capacitors for demanding applications such as satellites, aircraft

and defense electronics through MIL and DSCC-qualified series.

Specific interfaces, package size and characteristics are available upon request.

	Product range		Detail specification	Capacitance	Voltage	Operating Temperature	Main features		
Wet tantalum capacitors	Tantalum cases - Axial	CT79 / CT79 SMD CT79E / CT79E SMD		CECC 30202-005/001/801 ESCC 3003/005	1.7 µF ⇒ 2 200 µF	6 V ⇒ 150 V	-55°C+125°C	Reverse voltage - High ripple current	
		ST79 / ST79 SMD		According to DSCC 93026 ESCC 3003/006	10 µF ⇒ 1 800 µF	25 V ⇒ 125 V	-55°C+125°C	High capacitance	
		CT79 HT200 - CT79E HT200 ST79 HT200		According to CECC 30202-005/001/801	1.7 µF ⇒ 2 200 µF	6 V ⇒ 150 V	-55°C+200°C	High capacitance. High Temperature.	
		WT83 / WS83		According to DSCC 10004	150 µF ⇒ 10 000 µF	10 V ⇒ 125 V	-55°C+125°C	Very high capacitance Enhanced performances	
		DSCC 10004 <b>NEW</b>		DWG N°10004	220 µF ⇒ 10 000 µF	10 V ⇒ 125 V	-55°C+125°C	Very high capacitance Enhanced performances	
		DSCC 93026 <b>NEW</b>		DWG N°93026	10 µF ⇒ 1 800 µF	6 V ⇒ 125 V	-55°C+125°C	Very high capacitance	
		MIL 39006/22 <b>NEW</b>		MIL-PRF-39006/22 Failure rate Level M, P, R	1.7 µF ⇒ 1 200 µF	6 V ⇒ 125 V	-55°C+125°C	MIL OPL High Vibration option (H) - High ripple current	
		MIL 39006/25 <b>NEW</b>		MIL-PRF-39006/25 Failure rate Level M, P, R	6.8 µF ⇒ 680 µF	25 V ⇒ 125 V	-55°C+125°C	MIL OPL High Vibration option (H) - High ripple current Extended range	
		Silver case Axial	CT9 / CT9E		According to CECC 30202-004	3 µF ⇒ 2 200 µF	6.3 V ⇒ 150 V	-55°C+125°C	Silver case. Glass metal seal. Hermetical Extended range (CT9E)
			CT4 / CT4E		CECC 30202-003 (CT4) According to BS 9073 F008/F032 (CT 4E)	1.7 µF ⇒ 2 200 µF	6 V ⇒ 150 V	-55°C+125°C	Silver case. Seal and resin sealing Extended range (CT4E)
Stackable moulded cases	SPE0844 / SPE0844S		-	27 µF ⇒ 6 000 µF	6 V ⇒ 375 V	-55°C+125°C	Parallel and serial assemblies of capacitors Reverse voltage - High ripple current		
	AP31 / AP41 / AS31		-	27 µF ⇒ 40 000 µF	10 V ⇒ 450 V	-55°C+125°C	Parallel and serial assemblies of capacitors Very High Capa/Voltage. High reliability design		
Polymer caps. Moulded cases SMD	CTP21		-	47 µF ⇒ 560 µF	16 V ⇒ 75 V	-55°C+105°C	Very low ESR. High ripple current High surge current		
	CTP42		-	68 µF ⇒ 1 200 µF	16 V ⇒ 75 V	-55°C+105°C	Assembly of 2 CTP21 in parallel Ultra low ESR. Extended Capacitance		
Solid tantalum capacitors	Hermetically sealed metal cases - Axial	CTS1 / CTS1M		CECC 30201-001/002/801 MIL-PRF 39003/01 (CTS1M)	0.1 µF ⇒ 330 µF	6.3 V ⇒ 125 V	-55°C+125°C	Standard range. General purpose +125°C	
		CTS13		CECC 30201-005	0.1 µF ⇒ 330 µF	6.3 V ⇒ 63 V	-55°C+85°C	Standard range. General purpose +85°C	
		CTS32		CECC 30201-019	1 µF ⇒ 330 µF	6.3 V ⇒ 63 V	-55°C+125°C	Standard range. High surge current Reverse voltage	
		CTS23		-	0.1 µF ⇒ 1 200 µF	6.3 V ⇒ 63 V	-55°C+125°C	Extended range. General purpose	
		CTS33		-	0.1 µF ⇒ 1 000 µF	6.3 V ⇒ 63 V	-55°C+125°C	Extended range. Low leakage current	
		CTS21 / CTS21E / CTS1M		CECC 30201-040 According to MIL-PRF 39003/09 (CTS21M)	5.6 µF ⇒ 1 000 µF	6.3 V ⇒ 63 V	-55°C+125°C	Low ESR. High ripple current High surge current	
		Moulded cases	CTS41 / CTS41RSE		CECC 30201-037	0.1 µF ⇒ 150 µF	6.3 V ⇒ 50 V	-55°C+125°C	High surge current. Reverse voltage Low ESR (CTS41 RSE)
	CTS4			CECC 30201-003	0.1 µF ⇒ 150 µF	6.3 V ⇒ 50 V	-55°C+85°C	General purpose	
	Moulded cases - SMD surface mount	CTC3 / CTC3E		-	0.1 µF ⇒ 680 µF	4 V ⇒ 50 V	-55°C+125°C	Standard chip size. General purpose Extended range (CTC3E)	
		CTC4		-	0.1 µF ⇒ 100 µF	6.3 V ⇒ 50 V	-55°C+125°C	Standard chip size. General purpose High surge current	
		CTC4RSE		-	4.7 µF ⇒ 1 000 µF	6.3 V ⇒ 50 V	-55°C+125°C	Low ESR. High ripple current High surge current	
		CTC21 / CTC21E		CECC 30801-013 ESCC 3012/002 (CTC 21) ESCC 3012/003 (CTC 21E)	5.6 µF ⇒ 680 µF	6.3 V ⇒ 100 V	-55°C+125°C	Low ESR. High ripple current High surge current	
		SMT47 <b>NEW</b>		-	47 µF ⇒ 1 500 µF	6.3 V ⇒ 63 V	-55°C+125°C	Extended Capacitance - Low ESR Enhanced performance	
		CTC42 / CTC42E		-	12 µF ⇒ 1 500 µF	6.3 V ⇒ 80 V	-55°C+125°C	Assembly of 2 CTC21 / CTC21E in parallel.	

# FILM CAPACITORS

By using a wide range of plastics, Exxelia is able to cover all technical needs for use in a wide range of applications: from high temperature (PTFE) to power (polypropylene), energy conversion (polyester) or functions demanding a high level of stability (polyphenylene sulfide).

Exxelia film capacitors are available as standard or custom capacitors, and are suitable for every demanding end-markets including aerospace, thanks to numerous product series qualified to MIL and ESA specifications or high-end industry applications thanks to the recent addition of Alcon Electronics product lines.

	T (°C)	Product range (space grade available in green)	Dielectric	Capacitance	Tolerance	Voltage	Qualification	Use
MML	-55°C +140°C	<b>MML-C Series</b> <span style="color: green;">NEW</span> 	MML™ Metallized Polymer	2,2 µF ⇔ 300 µF	±10 %	300 V ⇔ 1000 V	In house	<b>Breakthrough technology :</b> <ul style="list-style-type: none"> <li>• Highest capacitance per volume</li> <li>• Up to 5 times lighter / 10 times smaller than traditional Film technologies</li> </ul>
		<b>MML-D Series</b> <span style="color: green;">NEW</span> 	MML™ Metallized Polymer	100 µF ⇔ 2 400 µF	±10 %	300 V ⇔ 1000 V	In house	
		<b>MML-M Series</b> <span style="color: green;">NEW</span> 	MML™ Metallized Polymer	1,1 µF ⇔ 300 µF	±10 %	300 V ⇔ 1000 V	In house	
High Voltage	-55°C +125°C	<b>HT Series</b> 	Reconstituted mica, resin impregnated	100 pF ⇔ 2.2 µF	±5 % ⇔ ±20 %	630 V ⇔ 20 000 V	ESA/ESCC (OPL HT96) Acc. ESA/ESCC (HT97)	High Voltage filtering, TWT Radar, Ignition System, Firing Caps, Oil & Gas
		<b>430P</b> 	Polyester (P.E.T)	1 nF ⇔ 10.0 µF	±20% ⇔ ±5%	63 ⇔ 16 000 V	—	High Voltage
		<b>CA 1 - CA 2</b> 	Silvered mica	4.7 pF ⇔ 100 nF	±0.5 pF or ±1 % ⇔ ±10 %	500 V ⇔ 5 000 V	CECC Acc. MIL C 5	Filtering circuits, delay line circuits, oscillators, pulse circuits, H.F generators, emission lines, D.C. blocking circuits, coupling, measurement...
	-55°C +110°C	<b>BIK Series</b> 	Metallized polyester/polypropylene	1 nF ⇔ 6.8 µF	±5 % ⇔ ±20 %	400 V <sub>DC</sub> 250 V <sub>AC</sub>	in house	Standard applications
	-55°C +105°C	<b>709G</b> 	Polypropylene	1 nF ⇔ 4.7 µF	±5 % ⇔ ±20 %	160 ⇔ 2 000 V	—	AC / DC & Pulse current
	-55°C +105°C	<b>PP 3 A - PP 3 M PR 3 A - PR 3 M</b> 	Metallized polypropylene +foil	680 pF ⇔ 1 µF	±5 % ⇔ ±20 %	630 V ⇔ 3 500 V 350 V <sub>AC</sub> ⇔ 1 400 V <sub>AC</sub>	in house	AC and pulse current
	-55°C +70°C	<b>730G</b> 	Polypropylene	0.01 µF ⇔ 2.5 µF	±5 % ⇔ ±20 %	850 ⇔ 3 000 V	—	Snubber, industrial controls, AC drives and inverters, UPS, charging systems
	-55°C +65°C	<b>MPA HT MRA HT</b> 	Metallized polyester	1 nF ⇔ 4.7 µF	±5 % ⇔ ±20 %	1000 V ⇔ 15000 V	in house	Standard applications
	-55°C +65°C	<b>PM 98 PM 980</b> 	Metallized plastic film	25 µF ⇔ 1 600 µF	±10 % ⇔ ±20 %	300 V ⇔ 1 200 V	in house	Filtering, energy storage, flash
	-55°C +65°C	<b>PRA HT</b> 	Metallized polypropylene	1 nF ⇔ 10 µF	±5 % ⇔ ±10 %	1000 V ⇔ 30 000 V	in house	High voltage
-55°C +65°C	<b>RA ... - PS ...</b> 	Metallized polypropylene +foil	100 pF ⇔ 1 µF	±1 % ⇔ ±20 %	630 V ⇔ 2 000 V	in house	AC and pulse current	
-20°C +65°C	<b>DFC-11</b> <span style="color: green;">NEW</span> 	Polypropylene	32 µF ⇔ 195 µF	±5% or custom	1750 ⇔ 5000 V	—	Automated External Defibrillators	
-25°C +85°C	<b>BI 73 A - BI 73 R R 73 A - R 73 R</b> 	Bi-film Polyester + foil	1 nF ⇔ 2.2 µF	±5 % ⇔ ±20 %	1 000 V ⇔ 2 200 V Ucrete ⇔ 5 000 V	in house	Filtering, protection	
DC Link	-40°C +95°C	<b>DCL-6</b> <span style="color: green;">NEW</span> 	Metallized Polypropylene	4,7 µF ⇔ 120 µF	±10%	400 ⇔ 1500 V	IEC	High Frequency Inverters, On-Line UPS, Telecom SMPS, Solar Inverters, Frequency Converters
	-40°C +105°C	<b>DCL-41</b> <span style="color: green;">NEW</span> 	Metallized Polypropylene	50 µF ⇔ 2350 µF	±5% ⇔ ±10%	700 ⇔ 2400 V	IEC	High Frequency and High Ripple Current Applications like High Frequency inverters, High KVA On-Line UPS, Telecom SMPS, Solar Inverters, Wind-Mill Power Supplies
	-40°C +105°C	<b>DCL-23</b> <span style="color: green;">NEW</span> 	Metallized Polypropylene	12 µF ⇔ 265 µF	±5% ⇔ ±10%	700 ⇔ 1800 V	IEC	
	-40°C +105°C	<b>DCL-50</b> <span style="color: green;">NEW</span> 	Metallized Polypropylene	20 µF ⇔ 265 µF	±5% ⇔ ±10%	700 ⇔ 1800 V	IEC	
	-55°C +105°C	<b>DCL-14</b> <span style="color: green;">NEW</span> 	Metallized Polypropylene	1 µF ⇔ 500 µF	±5 % ⇔ ±10 %	500 ⇔ 1200 V	—	Renewable energy inverters, UPS, Battery Charger, Motor drives



	T (°C)	Product range (space grade available in green)	Dielectric	Capacitance	Tolerance	Voltage	Qualification	Use	
High Capacitance	-65°C +125°C	MIL-PRF-83421/06 	Polyphenylene Sulfide (P.P.S)	1 nF ⇒ 22 μF	±0.25% ⇒ ±10%	30 ⇒ 400 V	MIL QPL	Precision capacitors Low TCC	
		218P 	Polyester (P.E.T)	1 nF ⇒ 12.0 μF	±5% ⇒ ±20%	100 ⇒ 400 V	MIL QPL	Coupling, energy discharge, energy storage	
		842P 	Metallized P.P.S	10 nF ⇒ 15.0 μF	±2% ⇒ ±10%	50 ⇒ 200 V	MIL QPL	Filtering, timing, energy storage	
		A 64 S4 (T) - A 74 S4 (T) PMR 4 (T) 	Polyphenylene Sulfide (P.P.S)	1 nF ⇒ 33 μF	±1% ⇒ ±20%	40 V ⇒ 630 V	NF F 62 102	Safety capacitors for signalling and others railways applications.	
	-55°C +125°C	KM 111 (T)(S) 	Polyphenylene Sulfide (P.P.S)	1 nF ⇒ 15 μF	±1% ⇒ ±20%	40 V ⇒ 400 V	ESA (EPPL) / CECC - MIL QPL	Precision capacitors (Capacitance stability, low tolerance) Measurement, control electronics.  AC filtering (400 Hz and others).	
		KM 501-601(T) KM 50-60(T) 	Polyphenylene Sulfide (P.P.S)	1 nF ⇒ 22 μF	±1% ⇒ ±20%	40 V ⇒ 630 V	CECC		
		KM 311-KM 21 (T) KM 711-KM 7 (T) 	Polyphenylene Sulfide (P.P.S)	1 nF ⇒ 22 μF	±1% ⇒ ±20%	40 V ⇒ 630 V	CECC		
		PM 90 (S) PM 94 (S) 	Metallized polyester (P.E.T)	8.2 nF ⇒ 150 μF	±5% ⇒ ±20%	50 V ⇒ 630 V	ESA/ESCC (EPPL, QPL)	High frequency switch mode power supplies, SMD. • defense • aeronautic • space	
		PM 948(S) PM 907(S) 	Metallized polyester (P.E.T)	22 nF ⇒ 180 μF	±10% ⇒ ±20%	63 V ⇒ 1250 V	ESA / ESCC		
	-55°C +100°C	PM 96(S) PM 96 T(S) MKT(S) 	Metallized polyester (P.E.T)	33 nF ⇒ 100 μF	±5% ⇒ ±20%	25 V ⇒ 630 V	Acc. ESA		
		-55°C +125°C	PMR 64 (T) PMA 64 (T) 	Polyphenylene Sulfide (P.P.S)	470 pF ⇒ 22 μF	±1% ⇒ ±20%	40 V ⇒ 630 V	in house	
		-55°C +105°C	735P 	Metallized polypropylene (P.P)	1.0 μF ⇒ 30.0 μF	±5% ⇒ ±20%	100 ⇒ 400 V	MIL QPL	SMPS
		-40°C +85°C	PM 50 - PM 60 	Metallized polyester (P.E.T)	1 nF ⇒ 22 μF	±5% ⇒ ±20%	40 V ⇒ 630 V	CECC / IEC	Standard applications.
		0 +40°C	682P 	Polypropylene (P.P)	5.0 μF ⇒ 100 μF	+20% -10%, ±10%	800 ⇒ 1 200 V	-	Energy storage
		684P 	Metallized polyester (P.E.T)	5.0 μF ⇒ 175 μF	+20% -10%, ±10%	400 ⇒ 1 000 V	-	Flash, laser, strobe	
High Temperature	-55°C +200°C	253P 	PTFE	22 nF ⇒ 1 μF	±5% ±10%	250 ⇒ 800 V	-	Oil & Gas Aerospace & Defense High Temperature Modules	
	-55°C +180°C	560P 	Metallized Polymer	0.1 μF ⇒ 10 μF	±5% ±10%	320 V	-	Aerospace & Defense High Temperature Modules Industrial	
	-55°C +150°C	880P 	Metallized P.P.S	4.7 nF ⇒ 10.0 μF	±2% ⇒ ±10%	50 ⇒ 400 V	-	Timing, feedback circuits, filtering, decoupling	
	-55°C +150°C	CM 04 to CM12 CMR 04 to CMR 07 	Silvered mica	200 pF ⇒ 1200 pF	±0.5 pF or ±1% ⇒ ±5%	100 V ⇒ 500 V	CECC Acc. MIL C 5	Filtering, timing, oscillators, pulse, RF, D.C. blocking, coupling, measurement...	
Power Film	-40°C +85°C	FP-4-150 <b>NEW</b> 	Polypropylene (P.P)	0,005 μF ⇒ 2,4 μF	±10%	400 ⇒ 1000 Vrms	Conduction cooled	Induction Heating, Electric Cars, Medical Imaging, EV Wireless Chargers, Resonant Circuits	
		FP-5-200 <b>NEW</b> 	Polypropylene (P.P)	0,005 μF ⇒ 2,4 μF	±10%	450 ⇒ 1000 Vrms	Conduction cooled		
		FP-7-300 <b>NEW</b> 	Polypropylene (P.P)	0,25 μF ⇒ 5 μF	±10%	400 ⇒ 700 Vrms	Conduction cooled		
		FP-1-400 <b>NEW</b> 	Polypropylene (P.P)	0,33 μF ⇒ 5 μF	±10%	500 ⇒ 1000 Vrms	Conduction cooled		
		FP-11-500 <b>NEW</b> 	Polypropylene (P.P)	1,2 μF ⇒ 37 μF	±10%	500 ⇒ 1100 Vrms	Conduction cooled		
		FP- 60-700 <b>NEW</b> 	Polypropylene (P.P)	5 μF ⇒ 85 μF	±10%	500 ⇒ 1000 Vrms	Conduction cooled		
		FP-8C-1500 <b>NEW</b> 	Polypropylene (P.P)	0,5 μF ⇒ 24 μF	±10%	500 ⇒ 1000 Vrms	Water cooled		

# FILM CAPACITORS

	Product range	Dielectric	Capacitance	Tolerances	Voltage range	Qualification	Use
Standard	132P	 Paper/polyester	1 nF ⇔ 1.0 μF	+20% -10% ⇔ ±10%	100 V ⇔ 1 000 V	MIL QPL	Pulse coupling, snubber
	PM 7 - PM 12 PM 720 - PM 730	 Metalized polyester (P.E.T)	82 pF ⇔ 10 μF	±5% ⇔ ±20%	63 V ⇔ 630 V	CECC / IEC	Precision capacitors
	PP 78 Series	 Metalized polypropylene	1 nF ⇔ 10.2 μF	±1% ⇔ ±20%	160 V ⇔ 630 V	UTECC/NFC	AC/DC current, standard applications
	P.P.S 13 P.P.S 16 A - P.P.S 16 R PP 318 - PP 418	 Polypropylene + foil	100 pF ⇔ 603 nF	±1% ⇔ ±20%	63 V ⇔ 1000 V	in house	AC/DC and pulse current
	410P	 Polyester	1 nF ⇔ 5.0 μF	+20% -10% ⇔ ±10%	50 ⇔ 600 V	-	
	442P	 Metalized polyester (P.E.T)	10 nF ⇔ 10.0 μF	±5% ⇔ ±20%	63 ⇔ 400 V	-	AC / DC Current
	431P	 Metalized polyester (P.E.T)	10 nF ⇔ 15.0 μF	±5% ⇔ ±20%	63 ⇔ 630 V	-	Blocking, filtering, bypass
	810P	 Polyphenylene Sulfide (P.P.S)	1 nF ⇔ 1.0 μF	±5% ⇔ ±20%	50 ⇔ 400 V	-	Precision capacitors Low TCC
	882P	 Polyphenylene Sulfide (P.P.S)	1 nF - 0.22 μF	±10% ⇔ ±2%	200 V	-	Timing, high stability
	859P 860P	 Polyphenylene Sulfide (P.P.S)	10 nF ⇔ 10.0 μF	±5% ⇔ ±20%	80 ⇔ 440 V <sub>RMS</sub>	MIL QPL	Filtering, motor run, speed control
	CA 15 - 20 - 30 - 40 CA 152 to 158	 Silvered mica	4.7 pF ⇔ 15 nF	±1 pF or ±1% ⇔ ±10%	63 V ⇔ 500 V	CECC Acc. MIL C 5	Filtering circuits, delay line circuits, oscillators, pulse circuits, H.F generators, emission lines, D.C. blocking circuits, coupling, measurement...
	KCP 4 UA T	 Film-foil P.P.S	7.5 nF ⇔ 77.7 nF	±2% ±5%	630 V ⇔ 1000 V	Acc. NF F 62 102	Safety capacitors for signalling and others railways applications.
KM 78 - 82 - 90 - 97	 Polyphenylene Sulfide (P.P.S)	1 nF ⇔ 10 μF	±1% ⇔ ±20%	40 V ⇔ 208 V	in house	Precision capacitors (Capacitance stability, low tolerance) Measurement, control electronics. AC filtering (400 Hz and others).	
KM 915	 Metalized P.P.S	1.5 nF ⇔ 2.7 μF	±5% ⇔ ±20%	250 V <sub>DC</sub> ⇔ 630 V <sub>DC</sub> 150 V <sub>AC</sub> ⇔ 400 V <sub>AC</sub>	-	AC filtering 400 Hz	
KM 94 (S)	 Metalized P.P.S	1 nF ⇔ 1.2 μF	±1% ⇔ ±20%	40 V ⇔ 100 V	ESA/ESCC (EPPL)	High stability, SMD.	
Standard	700P	 Polypropylene P.P	0.01 μF ⇔ 1.0 μF	±5% ⇔ ±20%	200 ⇔ 800 V	-	Coupling, filtering, timing
	710P	 Polypropylene P.P	1 nF ⇔ 1.0 μF	±5% ⇔ ±20%	200 ⇔ 800 V	MIL QPL	High current, oscillator circuits, SMPS
	730P / 731P	 Metallized P.P	22 nF ⇔ 10.0 μF	±5% ⇔ ±20%	160 ⇔ 630 V	-	AC / DC & Pulse current
	734G	 Metallized P.P	0.47 μF ⇔ 10.0 μF	±5% ⇔ ±20%	400 ⇔ 600 V	-	Low inductance
	744G	 Metallized P.P	0.47 μF ⇔ 3.5 μF	±5% ⇔ ±20%	600 V	-	Timing, telecommunications
IGBT Snubber	MKRS <b>NEW</b>	 Metallized P.P	0,1 μF ⇔ 2 μF	±5% ⇔ ±10%	600 V <sub>DC</sub> ⇔ 2500 V <sub>DC</sub>	IEC	Multi level IGBT snubber
	MP-4A <b>NEW</b>	 Metallized P.P	0,015 μF ⇔ 5 μF	±5% ⇔ ±10%	600 V <sub>DC</sub> ⇔ 3000 V <sub>DC</sub> 275 V <sub>AC</sub> ⇔ 750 V <sub>AC</sub>	IEC	IGBT Protection, Snubber Networks Protection Circuits, SMPS
	KP-3C <b>NEW</b>	 P.P	0,1 μF ⇔ 3 μF	±5% ⇔ ±10%	1000 V <sub>DC</sub> ⇔ 2000 V <sub>DC</sub> 480 V <sub>AC</sub> ⇔ 750 V <sub>AC</sub>	-	IGBT Protection, Resonance Tank Circuits
	KPF <b>NEW</b>	 Metallized P.P	0,1 μF ⇔ 3,3 μF	±5% ⇔ ±10%	1000 V <sub>DC</sub> ⇔ 3000 V <sub>DC</sub> 480 V <sub>AC</sub> ⇔ 700 V <sub>AC</sub>	IEC	IGBT Protection, Snubber Networks Protection Circuits, SMPS
	MP4 <b>NEW</b>	 Metallized P.P	0,1 μF ⇔ 6,3 μF	±5% ⇔ ±10%	700 V <sub>DC</sub> ⇔ 3000 V <sub>DC</sub> 420 V <sub>AC</sub> ⇔ 750 V <sub>AC</sub>	IEC	IGBT Protection, Snubber Networks Protection Circuits, SMPS
	KPF-9 <b>NEW</b>	 Metallized P.P	0,068 μF ⇔ 1,5 μF	±5% ⇔ ±10%	850 V <sub>DC</sub> ⇔ 3000 V <sub>DC</sub> 450 V <sub>AC</sub> ⇔ 750 V <sub>AC</sub>	IEC	IGBT Protection, Resonance Tank Circuits

# ELECTROLYTIC ALUMINUM CAPACITORS

EXXELIA is the only manufacturer who develops its own electrolytes, enabling to its aluminum electrolytic capacitors to achieve the longest lifetime of the market, provide very high energy density and offer the widest temperature range (-55°C +125°C). They are particularly suitable for D.C voltage applications in energy stor-

age (lighting flash lamps, welding machines, radiology, radars) and time delay devices. Since late 2021, Exxelia joined forces with Alcon Electronics and now offers their large range of screw terminals series for high-end industrial applications such as rail traction, EV charging stations and power supplies applications.

	Product range	Sizes Ø x h (mm)	Capacitance	Voltage	Main characteristics	
Screw terminals	FELSIC 125FRS	BC 	36x52 to 90x145	220 µF to 150 000 µF	16 V to 350 V	Low ESR, +125°C
	FELSIC HV	BD 	51x81 to 90x200	1 000 µF to 47 000 µF	160 V to 450 V	Extreme Long life, High ripple
	FELSIC 105		36x52 to 90x200	100 µF to 470 000 µF	16 V to 450 V	Extreme Long life
	FELSIC HC		36x44 to 90x220	100 µF to 2.7 F	10 V to 500 V	High energy density achieve the same capacitance with twice as less capacitors
	FELSIC 85		36x52 to 90x200	68 µF to 680 000 µF	10 V to 630 V	Standard 85°C
	PG-2HD PG-PED2	NEW 	50x105 to 90x220	680 µF to 6 800 µF	350V to 450V	For instant high energy discharge
	PG-6DI	NEW 	35x62 to 90x240	330 µF to 470 000 µF	50V to 550V	Filter, energy storage, UPS, General purpose power supplies
	PG-LL9 Long Life	NEW 	50x80 to 120x240	1000 µF to 38 000 µF	315V to 450V	High voltage and high ripple current applications
	PG-8K	NEW 	35x62 to 90x220	1000 µF to 200 000 µF	50V to 500V	High Ripple current applications such as PMW inverters, high KVA on-line UPS, frequency converters, AC drives
	PG-5K Long Life	NEW 	50x80 to 90x220	680 µF to 18 000 µF	350V to 500V	High Ripple current applications such as PMW inverters, high KVA on-line UPS, frequency converters, AC drives, railway traction, high reliability power supplies, solar inverters
Radial leaded type	CUBISIC		35x35x16 to 35x50x16	100 µF to 33 000 µF	10 V to 400 V	Flatpack, Withstand 20 g vibrations, High energy density
	CUBISIC HTLP	NEW 	45x38x14 to 45x76x14	140 µF to 60 000 µF	7.5 V to 350 V	Flatpack, Withstand 20 g vibrations, High energy density Switch mode power supplies, impulse current. Withstands more than 92,000 feet altitude
	CUBISIC SLP	NEW 	45x38x12 to 45x76x12	220 µF to 68 000 µF	10 V to 450 V	Flatpack, Withstand 20 g vibrations, High energy density Switch mode power supplies, impulse current. Withstands more than 92,000 feet altitude
	ALSIC 20g		18x20 to 35.5x25	110 µF to 68 000 µF	10 V to 500 V	Withstand 20 g vibrations
	ALSIC 145 20g		18x20 to 22.5x25	470 µF to 2 200 µF	10 V to 115 V	High temp. range, Long life, withstand 20 g vibrations
Snap in type	Snapsic 125		22x25 to 35x50	470 µF to 47 000 µF	16 V to 100 V	High temperature range, Long Life
	Snapsic HV		22x25 to 35x50	47 µF to 2 200 µF	160 V to 500 V	Long Life, High ripple current
	Snapsic 105		22x25 to 35x50	22 µF to 68 000 µF	16 V to 500 V	Standard 105°C type
	Snapsic HC		22x25 to 35x50	47 µF to 47 000 µF	25 to 450 V	High energy density
	Snapsic		22x25 to 35x50	22 µF to 47 000 µF	16 V to 500 V	Standard 85°C type
	Snapsic 105 4P		35x50 to 45x75	330 µF to 150 000 µF	16 V to 550 V	Standard 105°C type with 4 Pins
	Snapsic 105 LP		45x21 to 45x40	150 to 68 000 µF	16 V to 500 V	Low Profile 105°C with 4 Pins
	Snapsic 4P		35x50 to 45x100	330 to 150 000 µF	16 V to 500 V	Standard 85°C type with 4 Pins
Axial type	Prorelsic 145		14x30 to 25x75	6.8 to 10 000 µF	16 V to 450 V	High temperature Long life
	Vacsic 150		14x30 to 16x30	6.8 to 3 300 µF	16 V to 450 V	High temperature Long life, Withstand 45 g vibrations
	Prorelsic 125		12x25 to 25x75	1 to 15 000 µF	10 V to 350 V	125°C Long life
	Vacsic 105		12x25 to 16x30	15 to 4 700 µF	10 V to 450 V	Standard 105°C type; Withstand 45 g vibrations.
	Sical /Sical C042			6.5x19 to 25x75	6.8 to 47 000 µF	10 V to 630 V

Still available on demand : FELSIC 105FRS, FELSIC 105LP, FELSIC 85M, FELSIC 039 / 037

# MAGNETIC CATALOG PRODUCTS

EXXELIA designs and manufactures magnetic components including wound magnetics, inductors, transformers, motors, sensors and actuators for high voltage, high temperature and power applications.


EXXELIA offers high-grade and standard technologies for high power or low power applications. Both technologies are available either as catalog product series (already developed) or as technologies for custom products (with engineering support from EXXELIA).

		Product Series	Current	Inductance	Temperature Range	Frequency	Notes	
HIGH GRADE PRODUCTS	Chips Inductors	MPCI/MSCI 10000, 12000, 20000	15 mA to 1 000 mA	0.010 μH to 1 000 μH	-55°C to +125°C	7.9 MHz to 500 MHz	OPL, Space Qualified	
		MPCI/MSCI H01	100 mA to 1 500 mA	0.38 μH to 100 μH	-55°C to +125°C	-	OPL, Space Qualified	
		MPCI 233	25 mA to 114 mA	18 μH to 1 000 μH	Up to +175°C	-	High Temperature	
		MPCI 233 H01	100 mA to 1 500 mA	0.38 μH to 100 μH	Up to +175°C	-	High Temperature	
	Wide Band RF	WRFT 4x	-	-	-55°C to +125°C	Bandwidth 100 kHz to 400 MHz	Generic specification ECSS, ESCC, MIL for Space	
		HCESC	0.4 A to 2.5 A	15 μH to 470 μH	-55°C to +125°C	Up to 100 MHz	Generic specification ECSS, ESCC, MIL for Space	
		DLEF 42	Up to 100 mA	5 μH at 15 MHz	-55°C to +100°C	15 MHz to 300 MHz	Generic specification ECSS, ESCC, MIL for Space	
	Data Line C. Mode Filters	MTLM 1234 MIL	-	Up to 5.5 μH	-55°C to +125°C	100 Hz to 10 kHz	Line isolation Impedance matching	
		DBIT / SBIT	MIL-STD-1553 Data Bus Transformer		-55°C to +125°C	75 kHz to 1 MHz	Aerospace, ESA / EPPL	
	Line- Matching	2 ways digital block	NEW	-	-	-40°C to +125°C	-	Mechanical withstanding Very harsh environment
		ESi 01		0.26 A to 2.1 A	1.72 μH to 106.45 μH	-55°C to +125°C	Up to 1 MHz	Generic specification ECSS, ESCC, MIL for Space
	SMD Power Inductors	ESi 7		1.4 A to 6 A	0.42 μH to 8.42 μH	-55°C to +125°C	Up to 1 MHz	Generic specification ECSS, ESCC, MIL for Space
		CCM 4, CCM 5, CCM 6 CCM 20, CCM 25	NEW	0.33 A to 17.7 A	1 μH to 4680 μH	-55°C to +125°C	Up to 1 MHz	High Reliability Compliant ESA, ECSS, MIL
		SESi 9.1, 14, 15, 18, 22, 32		0.045 A to 24 A	1 μH to 6 800 μH	-55°C to +125°C	Up to 1 MHz	OPL, Space Qualified
		HTSE xx WR/SR		0,36 A to 16.4 A @ 25°C 0,2 A to 10,2 A @ 155°C	3 to 2041,3 μH no load 2.7 to 1837,2 μH @ 155°C	-55°C to +180°C	Up to 1 MHz	High Temperature OPL, Space Qualified
		HTSE 47 SR		1 A to 20 A @ 25°C 0,6 A to 12 A @t 155°C	1.3 to 5593.2 μH no load 1.2 to 5033.9 μH @ 155°C	-55°C to +180°C	Up to 1 MHz	High Temperature OPL, Space Qualified
	Dif. Mode Choke	DMC 22 xxx 1WR		4 A	25 μH @ 25°C	-55°C to +125°C	-	Aeronautic, Space
		CMC 15, CMC 18, CMC 22		0.55 A to 14.3 A	60 μH to 4 900 μH	-55°C to +125°C	-	Aeronautic, ESA OPL
	Common Mode Choke	CMC 14, CMC 17		1.1 A to 11.7 A	140 μH to 69 200 μH	-55°C to +125°C	-	ESA Generic Specification
		Current sense Transformer CT 10		-	2 mH	-55°C to +125°C	-	Compliant with ESCC3201 Generic
CT 01 100 261 x			3.5 A	3.9 μH	-55°C to +125°C	10 kHz to 250 kHz	Aeronautic, Space	
Current (sense) Transformers	CT 08 200 221 PR		8 A <sub>Peak</sub> / 3.6 A max.	-	-40°C to +110°C	100 kHz to 200 kHz	Aeronautic, Space	
	CT 91		10 A pk max. Turn ratio 1:50/1:200	0.4 μH to 6.4 μH	-55°C to +125°C	6 kHz to 500 kHz	Aeronautic, Space	
	CT 15 200 231 WR		-	6.4 μH	-55°C to +125°C	6 kHz to 100 kHz	Aeronautic, Space	
	GDT 15		ET: 60/80 Vμs Turn ratio 1:1.52/1:1.1	-	-55°C to +125°C	Up to 500 kHz	Aeronautic, Space	
Gate drive transformers	GDT 91		ET: 50/135 Vμs Turn ratio 1:1/1:1.1	-	-55°C to +125°C	Up to 500 kHz	Aeronautic, Space	

		Product Series	Current	Inductance	R <sub>DC</sub> Typ.	Temperature Range	Notes
STANDARD PRODUCTS	Common Mode Chokes	TCM Series	0.3 A to 4 A	0,7 mH to 47 mH	0.15 mΩ to 1750 mΩ	-55°C to +125°C	Aeronautic, Industry, Defense, Railway
		CMESC Series	1.1 A to 11.7 A	0.45 mH to 69.2 mH	5 mΩ to 500 mΩ	-40°C to +125°C	Defense, Industry
	Current transfo.	CT 05 xxx 231 W	2.2 A (1.5 A TYP)	1.2 mH to 540 mH	6 mΩ (A-B) 1 mΩ to 9.6 mΩ (1-3)	-40°C to +100°C	Defense, Industry

# HIGH GRADE, HIGH POWER TECHNOLOGIES

## HIGH GRADE TECHNOLOGIES



**Custom Design Technologies**  
Hybrid Magnetics Transfer-Molded Components



**CCM Technology**  
ESA ESCC 3201011 Technology Flow Certificate for custom designs.  
Replace wire leads by regular output pins




**SESI Custom Technologies**  
Custom transformers and inductors in the standard  
SESI 9, 15, 18, 22 and 32 packages



**Custom Packages with Additional Terminations**  
Shielded versions of SESI



**Toroidal Transfer Custom Magnetics TT and T0 Toroidal**  
Pick and place custom toroidal magnetic components from leaded  
toroids to pick and place components



**High Temperature Inductors and Transformers**  
High Temperature products withstanding up to 230°C

## HIGH POWER TECHNOLOGIES



**Aluminium and Copper Foil Technologies**




**High Grade Custom Planar Magnetics**



**U Shaped Ferrite assembly**



**Overmolded U Cores Assembly**



**Nanocrystalline Toroidal Cores Assembly**



**Overmolded Nanocrystalline Toroids**



**C Cores Assemblies**



**EI, U, ... Lamination assemblies**



**Water Cooling**



**Sensor : Current transformer**



**Sensor : Voltage transformer**



**Integrated subassemblies**



**Winding flat wire on range**

# STANDARD TECHNOLOGY / BUILT TO PRINT

## STANDARD TECHNOLOGIES



**Toroidal Magnetic Core Platform**  
Power conversion  
in electronic applications



**RM Platform**  
Power Transformers  
and Inductors in SMP power supplies




**ETD Platform**  
Transformers in forward  
and push-pull SMPS



**EFD Platform**  
DC-DC converters, isolation  
and pulse application



**EQ Platform**  
Power transformers in  
SMP power supplies



**ER and EP Platform**  
Design know how  
and manufacturing capabilities



**Custom Power Magnetics**  
Powerful magnetics  
for a wide range of applications

## BUILT-TO-PRINT



**Bobbins**  
For Actuators, Antennas & Sensors



**Rotors & Stators**  
Stators diameter from 10 to 500 mm and weight up to 250 kg  
Up to high temperature 220°C products:



# ENGINEERING SUPPORT

Our Engineers use advanced finite-elements simulation software to model and analyse electromagnetic behavior. EXXELIA can provide the experience and the expertise of its technical team to:

- Full design, starting from the functional specifications, EXXELIA can explore different kind of topologies, with respect to the request.
- Optimization of an existing design (example: weight reduction, torque increase, losses reduction, etc...)

CAD geometry and circuit import/export (\*.step, Catia, Spice, ...)

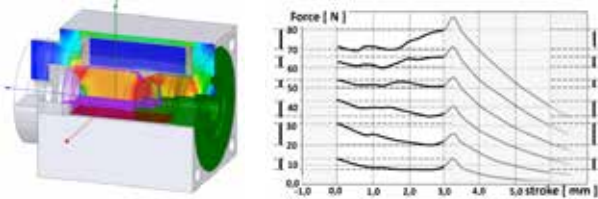
We can do for you the following analysis:

- Optimization under constraints
- Parametric analysis
- Sensitivity analysis


Some calculations: Torque [N.m], Force [N], Resistance [ $\Omega$ ], Losses[W], L matrix [H], C matrix [F]

Some applications: linear or angular electric motor, electromagnet, linear or angular actuator, proportional valves, position sensor, etc...

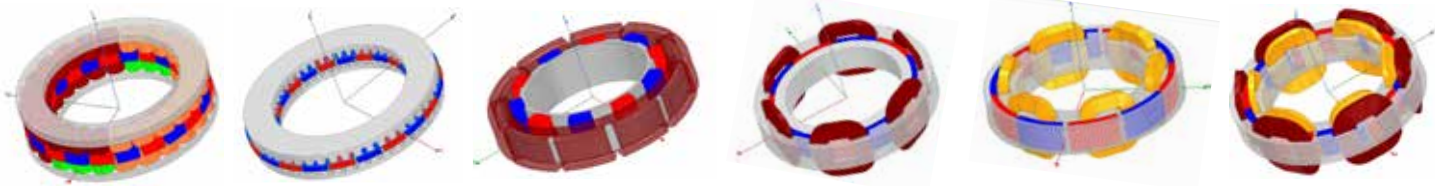
Proportional Hydraulic Valve



Linear Position Sensor



### Design and Support for Electrical Motor Design

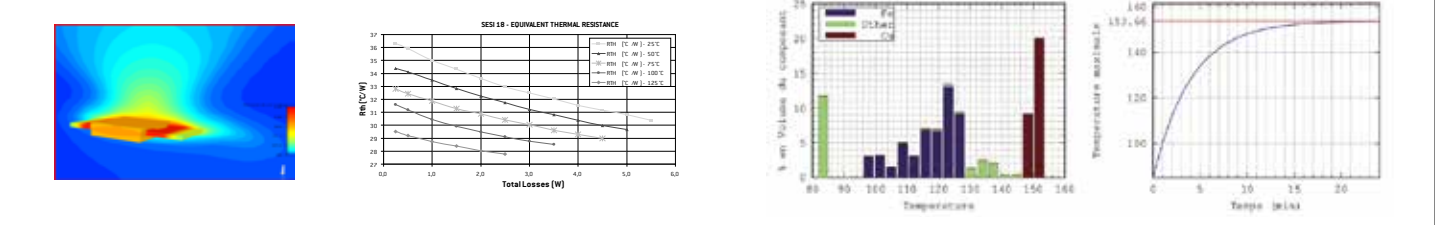


### A FEW CUSTOM PRODUCTS

 <p>Flyback Transformers FLYT Series MIL, ECSS Compliant</p>	 <p>Push Pull Transformers FL Serie</p>	 <p>400 Hz Current Measurement Transformer Custom Designs</p>	 <p>400 Hz Current Measurement Transformer Custom Designs</p>
 <p>400 Hz Voltage Measurement Transformer Custom Designs</p>	 <p>Magnetic Design Support for Multi pulses Transformers</p>	 <p>Design Support for Parallel Multicellular Converters Inductors</p>	 <p>Design Support for Integrated Magnetics</p>

### THERMAL MANAGEMENT

EXXELIA invests in R&D and makes extensive studies on the thermal management of magnetics, including loss calculations, design rules, thermal resistance and thermal modeling. We have available, a complete database of thermal resistances for all standard magnetics packages and have developed specific software for designing optimized compact components.



# POSITION SENSORS & SLIP RINGS


EXXELIA designs and manufactures contact and contactless Position Sensors, Slip Rings and Hybrid Systems.

## HIGH PERFORMANCE CONTACTLESS POSITION SENSORS

High accurate Optical Encoders  
Accuracy 20 arcsec / resolution 21 bit



Magnetic Encoders  
Accuracy 1.5 arcmin / resolution up to 19 bit



## SLIP RINGS

Diameter from 20 mm to 1 200 mm  
and more on request




## FORJ's

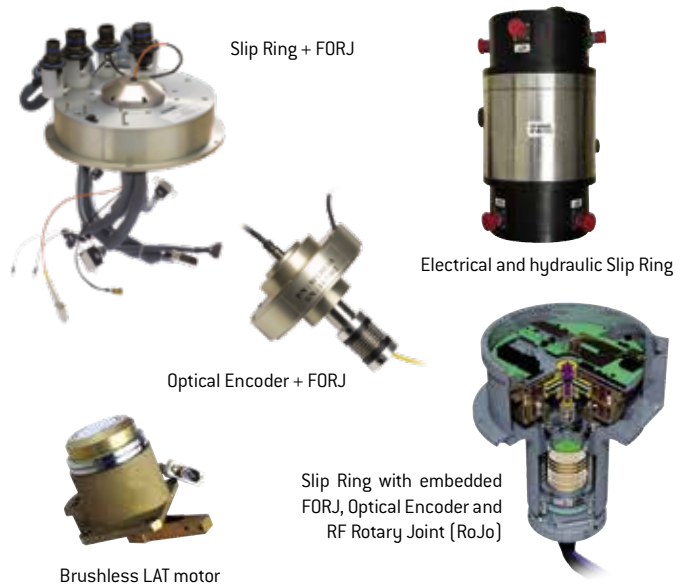


## PRECISION POTENTIOMETERS

Linearity 0.01%




## HYBRID SYSTEMS



# PRECISION MECHANICS

EXXELIA's Precision Mechanics division specializes in machining complex parts, from prototypes to medium series. Our best-in-class palletized-5-axis turning and milling equipment enable us to work with all types of material including titanium, inconel, 35NCD4 etc...

Assembly, high precision manual deburring and hydraulic tests can be carried out in our workshop.






# EMI-RFI FILTERS



EXXELIA, is the only manufacturer in the world of ESA QPL EMI-RFI filters in different low pass configurations (C, L, Pi, T, 2 x Pi, 2 x L and 2 x T) intended to protect electronic equipment from interferences for aerospace, telecom and medical markets..

Capacitors are a key components in a filter and thanks to its expertise in the field, EXXELIA is able to manufacture high-end solutions combining performance and reliability.



	T	Model	Current	Voltage	Performance	Qualification	Use
EMI-RFI Filters	-55°C +125°C (up to 175°C)	Feed through Ø 3 - Ø 4 - Ø 6 - Ø 10 (mm)	Up to 15 A	Up to 500 V <sub>DC</sub> and 115 V <sub>AC</sub> 400 Hz	Up to 80dB from 10 kHz to 10 GHz	AIR Qualified Compliant MIL 461, D0160	Space, Aeronautic, Defense, Industry.
		Feed through Ø 17 (mm)	Up to 30 A	Up to 3 000 V <sub>DC</sub> and 200 V <sub>AC</sub> 400 Hz	Up to 80dB from 10 kHz to 10 GHz	AIR qualified, Compliant MIL 461, D0160	Aeronautic, Defense, Industry.
		Multi ways Filters	Up to 15 A	Up to 500 V <sub>DC</sub> and 115 V <sub>AC</sub> 400 Hz	Up to 80dB from 10 kHz to 10 GHz	in house	Aeronautic, Defense, Industry.
		Surface mount FCMS - CFCMS	10 A (20 A for HI version)	Up to 500 V <sub>DC</sub> and 115 V <sub>AC</sub> 400 Hz	Up to 70 dB from 10 kHz to 10 GHz	In house	Space, Aeronautic, Defense, Industry.
		SPF...	Up to 500 A	Up to 3 000 V eff.	Up to 10 GHz	in house	Custom design

# ENERGY FILTERS

Following 50 years heritage in Defense market, EXXELIA offers highly performant, robust and reliable solutions to protect from different EMC phenomenon all kind of signal such as:

- Power supply,
- Control lines,
- Data communication...

Asymmetric design available for optimized leakage current and size.



	T	Model	Current	Voltage	Performance	Qualification	Use
EMC Filters	-55°C +85°C	Feedthrough Tube filters	Up to 500 A	Up to 1 000 V <sub>DC</sub> and 400 V <sub>AC</sub>	Up to 100 dB Up to 18 GHz*	-	Single lines power supply.
		Power cabinets	Up to 2 500 A	Up to 440 V <sub>AC</sub> (50-800Hz)	Up to 100 dB from 10 kHz to 18 GHz*	<b>TEMPEST:</b> MIL-HDBK-1195 <b>HEMP:</b> MIL-STD-188-125-1 & 2	Three or single phase power supply for <b>TEMPEST</b> and <b>HEMP</b>
		Data communication	Up to 1A	-	Up to 100 dB Up to 18 GHz*	<b>TEMPEST:</b> MIL-HDBK-1195 <b>HEMP:</b> MIL-STD-188-125-1 & 2	Up to 100 MHz bandwidth data signal for <b>TEMPEST</b> and <b>HEMP</b>
		Custom filters	Additional protection for energy and signal filtering.				

\* Up to 40 GHz on request.

# COMPONENTS & SUB-ASSEMBLIES Manufacturing



With two production units located in competitive manufacturing countries, EXXELIA can provide cost-effective sub-assembly capabilities with high technology processes: wire bonding, vacuum metallization, overmolding, harnessing, RF tests, reliability tests.

# EXXELIA OHMCRAFT RESISTORS

## Precision Resistors for Demanding Applications where Reliability is Essential





EXXELIA Ohmcraft's thick-film, surface mount resistors are engineered to meet application specific needs. Our proprietary EXXELIA Micropen® electronic printing technology is the foundation for EXXELIA Ohmcraft's family of resistor products. Our technology utilizes the proprietary EXXELIA Micropen® electronic printing system to "print" precise, narrow,

serpentine lines with resistive ink on a ceramic substrate producing higher performance resistors over a wider range of values on a smaller surface area than is possible with conventional film resistor technology.

**Common attributes for ALL EXXELIA Ohmcraft Resistors: High Stability, Low Noise, Low TCR, Low VCR & Custom Configurations.**

	T	Series	Case Size	Voltage Rating	Resistance Values	Ratio Tolerances	Advantages	Note
Surface Mount Resistors	-55°C +150°C	<b>UHVC Series</b> Ultra High Voltage Chip Resistors	 2010 to 5020	Up to 20 kV	Up to 50 GΩ	to 1%	Ultra High Voltage	The highest voltage ratings available in the WORLD
		<b>HVC Series</b> High Voltage Chip Resistors	 0402 to 5020	Up to 5 kV	Up to 50 GΩ	to 0.1%	High Voltage	EXXELIA Ohmcraft's flagship high voltage chip series
		<b>HVCD Series</b> High Voltage Chip Dividers	 3512, 4020, 5020	Up to 4 kV	Up to 10 GΩ	to 1%	Surface Mount Divider	Replaces larger leaded divider
		<b>SM Series</b> High Resistance Chip Resistors	 0402 to 3512	Up to 600 V	Up to 50 GΩ	to 0.1%	Ultra High Resistance	Excellent for high gain amplifier circuit
		<b>MCH Series</b> Military Grade High Voltage Chip Resistors	 0402 to 5020	Up to 5 kV	Up to 50 GΩ	to 0.1%	Military Grade Inspection	Optionally tested to MIL-PRF-55342 MIL-PRF-49462 NASA EEE-INST-002 [Level 1 & 2]
		<b>HC Series</b> Hybrid Chip Series	 0202 to 0505	Up to 100 V	Up to 50 GΩ	to 0.1%	Wire Bondable	Excellent for Shock & Vibration Sensors

## Precision Leaded Through Hole Resistors

	T	Series	Case Size	Voltage Rating	Resistance Values	Ratio Tolerances	Advantages	Note
LEADED RESISTORS	-55°C +225°C	<b>HVA Series</b> High Voltage Axial Resistors	 05 to 50	Up to 50 kV	Up to 10 GΩ	to 0.1%	Non-Inductive	High precision, thick-film axial through hole resistors
		<b>HVR Series</b> High Voltage Radial Leaded Resistors	 21 to 56	Up to 40 kV	Up to 4 TΩ	to 0.1%	High Voltage	High precision, thick-film radial through hole resistors
		<b>HVD Series</b> High Voltage Radial Leaded Dividers	 04 to 50	Up to 50 kV	Up to 2 TΩ	to 0.1%	Excellent TCR Tracking	High precision, thick-film radial through hole resistor dividers
		<b>CN Series</b> Custom Leaded Resistor Networks	 Custom	Up to 100 kV	Up to 2 GΩ	to 0.1%	Customized Solution	Wide range of customization options available

## Custom Solutions

Every day, we receive a phone call or email that starts out with, "We have an idea..." Many of the world's most respected and innovative companies, research institutions and government agencies have chosen EXXELIA Ohmcraft as a

trusted collaborator, working with us to explore new possibilities for custom solutions.

## EXAMPLES

### Low Energy Neutral Atom Imager (LENA)

539 MΩ to 11.138 GΩ ± 1%  
Missiles & Space use



### Custom Size for Handheld Application

50 kV Low V<sub>CR</sub>  
76,2 mm x 2,032 mm [3" x 0.080"]



### 1G Seven Decade Divider

20 GΩ to 20 kΩ  
Ratio Tol.: 0.25%  
TCR Tracking: 25 PPM/°C



# EXXELIA MICROPEN® TECHNOLOGY

EXXELIA Micropen®'s proprietary printing technology enables product designers to bring forth their groundbreaking ideas or explore new possibilities that they once thought out of reach. Designers can DREAM BIGGER and DESIGN BETTER.

Our EXXELIA Micropen® printing process has pioneered additive printing from its early days. We take a substrate, any substrate, and print electronically

conductive patterns, transforming the substrate into a critically important component that can sense, heat, detect, ablate or cauterize.

Our technology is the key to making materials more functional, more reliable and more customized.

In today's 3D printing world, our technology turns static into smart by printing on virtually any 3D ceramic, metal or polymeric substrate.

## MEDICAL DEVICE


Today's medical device market requires precision durable technology able to withstand a rugged environment without affecting performance. EXXELIA Micropen® printing is the most precise and cost effective way of printing fine line, conformal traces of functional materials directly onto medical devices and 3D geometries.



Endotracheal Tubes



Electrosurgical Devices



Radiopaque Markers



Ablation & Catheter Balloons

## TEST & MEASUREMENT

EXXELIA Micropen® Technologies has material science and design engineering expertise along with a proven track record resulting in high-precision, robust, smaller, and smarter instrumentation devices.

EXXELIA Micropen®'s printing technology enables precision and repeatability required by modern measurement and detection equipment. A component designed from scratch, new versions with increased functionality, or becoming a second source provides a level of service and performance unmatched in the instrumentation market. Products features may include: Unmatched Design Flexibility, Superior Linearity and Stability, Robustness and Ruggedness, High Ohmic Values, Low Noise, Shrink product footprint, TCR tuning, Built-in feedback.



Laboratory Equipment



Thick Film Heater



Temperature Sensor



Precision Gauge

## SECURITY & DETECTION

We recognize innovation as an essential element of successful military and space programs. EXXELIA Ohmcraft has served markets in electronic warfare, weapons platforms, force protection, intelligence and space programs for over two decades, reliably supporting a wide range of products, programs, and applications. Our custom resistors are designed to support the rigorous specifications required by military and space suppliers who depend on the precision and reliability of our products. EXXELIA Ohmcraft is able to screen and qualify our resistors to the following specifications: MIL-PRF-55342, MIL-PRF-49462, NASA EEE-INST-002 (Level 1 & 2).

Trace Detection Drift Tube



Mass Spectrometry

	Substrate	Common Tradenames*	Material applied by EXXELIA Micropen	Function Added	Applications Demonstrated
Polymers	Polyethylene Terephthalate (PET)	Mylar®, Melinex®	Ag, W	Conductivity, Radiopacity	Cardiac ablation balloon, lead on cardiac ablation wire guide
	Polyurethane	Texin®, Desmopan®, Tecothane®, Estane®, Pellethane®	Ag, TiO2	Conductivity, Opacity	Capsule antenna, electrode on sheath, visualization
	Silicone	SilMedic®, BioSil™, Silikophen®, Nusil™	Ag, W	Conductivity, Radiopacity	Atrial ablation balloon, flexible brain stimulation electrode
	Silicone-Urethane Copolymer	Elast-Eon™	Ag, W	Conductivity, Radiopacity	Visualization
	Polyamide (Nylon)	Vestamid®, Grilamid®	Ag, W	Conductivity, Radiopacity	Sensing on balloon catheter
	Polyetheramide	PEBAX®	Ag, W	Conductivity, Radiopacity	Catheter stimulation and sensing, ablation catheter
	Polyetherimide	Ultem®	Ag	Conductivity	Stimulation
	Polyetherether Ketone	Vestakeep®, PEEK-Optima®	Ag, W	Conductivity, Radiopacity	Heater
	Polysulfone	Radel®, Udel®, Fortron®	Ag	Conductivity	Sensing
	Polytetrafluoroethylene (Etched)	Teflon®	Ag, W	Conductivity, Radiopacity	Visualization
	Polycarbonate	Makrolon®, Calibre™, Lexan®	Ag, W	Radiopacity, Conductivity	Sensing on surgical device
	Polyvinylidene Fluoride	Dyflor®, Kynar®	W	Radiopacity	Visualization
	Polyvinyl Chloride	Nakan®, Chlorite™	Ag	Conductivity	Sensing on endotracheal tube
	Polyhydroxyalkanoate	Biopol™, Mirel™	W	Radiopacity	Visualization
	Liquid Crystal Polymer	Vectra®	Ag	Conductivity	Heater, thermistor
Poly(P-Xylylene)	Parylene™	Ag	Conductivity	Balloon electroporation	
Styrene-Butadiene	Styrolux®	Ag	Conductivity	Ophthalmic electroporation	
Metals	Stainless Steel	316SS, 304SS, 420SS	Various polymers, Ag	Dielectrics, Conductors	Heaters
	Titanium	—	Au	Conductor	Sensing
	Silicon	—	Various polymers, Ag	Dielectrics, Conductors	Sensing
Ceramic	Alumina	—	Ag, Au, Pd, Pt	Conductor, Capacitor,	Electrocauterization, heaters, sensors
	Silica	Pyrex®, Glass, Quartz	Ag, Various polymers	Conductors, Protective layers	Heaters

\*All registered trademarks and tradenames are the property of their respective owners.



### **Headquarters**

93, rue Oberkampf  
75011 PARIS • FRANCE  
Tel.: +33 1 49 23 10 00  
[www.exxelia.com](http://www.exxelia.com)

## **AMERICAS**

### **North America**

1221 N. Highway 17-92,  
Longwood, FL 32750 • USA  
Tel.: +1 407 695-6562  
[sales.america@exxelia.com](mailto:sales.america@exxelia.com)

## **EUROPE**

### **Western Europe**

93, rue Oberkampf  
75011 PARIS • FRANCE  
Tel.: +33 1 49 23 10 00  
[sales.fr@exxelia.com](mailto:sales.fr@exxelia.com)

### **Northern Europe**

Cylindervägen 18  
SE-131 52 Nacka Strand • SWEDEN  
Tel.: +46 76 16 50 014  
[sales.world@exxelia.com](mailto:sales.world@exxelia.com)

## **APAC**

### **India**

Level 7, Mfar Greenheart  
Manyata Tech Park  
Outer Ring Road, Hebbal,  
BANGALORE - 560045  
Tel.: +91 80 67 65 41 14  
[sales.world@exxelia.com](mailto:sales.world@exxelia.com)

### **Alcon Electronics Pvt. Ltd.**

34-B MIDC Industrial Estate, Satpur,  
Nashik, Maharashtra-422007, INDIA  
Tel.: +91 253 2350533  
[mail.alcon@exxelia.com](mailto:mail.alcon@exxelia.com)

### **China**

Mayfair Tower NO.83  
Fu Min Road - 200040 Shanghai • CHINA  
Tel.: +86 21 6132 7197  
[sales.world@exxelia.com](mailto:sales.world@exxelia.com)